



Mission

The Michigan Waste & Recycling Association (MWRA) advocates safe, economically sustainable and environmentally sound waste hauling, disposal, recycling, composting and landfill gas-to-energy programs.



Members

- Solid waste/recyclables collection/hauling
- MSW landfills
- C&D landfills
- Transfer stations
- MRFs
- Compost facilities
- Professional Services



Industry contribution

- Economic
- Employment
- Environmental



Facilities owned

National	8,270
Publicly Traded	1,840
Privately Held	6,430
Michigan	248
Publicly Traded	55
Privately Held	193



Source: Study published by the Environmental Research and Education Foundation (EREF) April 2001.

Equipment owned

National	167,500
Publicly Traded	66,100
Privately Held	101,400
Michigan	5,025
Publicly Traded	1,983
Privately Held	3,042



Source: Study published by the Environmental Research and Education Foundation (EREF) April 2001.

Tons managed (millions)

National	376,900,000
Publicly Traded	218,700,000
Privately Held	158,200,000
Michigan	11,307,00
Publicly Traded	6,561,000
Privately Held	4,746,000



Source: Study published by the Environmental Research and Education Foundation (EREF) April 2001.

Revenue

National	\$33,000,000,000
Publicly Traded	\$20,600,000,000
Privately Held	\$12,400,000,000
Michigan	\$990,000,000
Publicly Traded	\$618,000,000
Privately Held	\$372,000,000



Source: Study published by the Environmental Research and Education Foundation (EREF) April 2001.

Employees

National	271,200
Publicly Traded	119,500
Privately Held	151,700
Michigan	8,136
Publicly Traded	3,585
Privately Held	4,551



Source: Study published by the Environmental Research and Education Foundation (EREF) April 2001.

Governors Plan: statewide residential recycling

- Reliable measurement
- Education, outreach, & technical assistance
- Convenient access to recycling
- Market development
- Up-to-date county solid waste planning process
- Continued state-level leadership

Reliable measurement

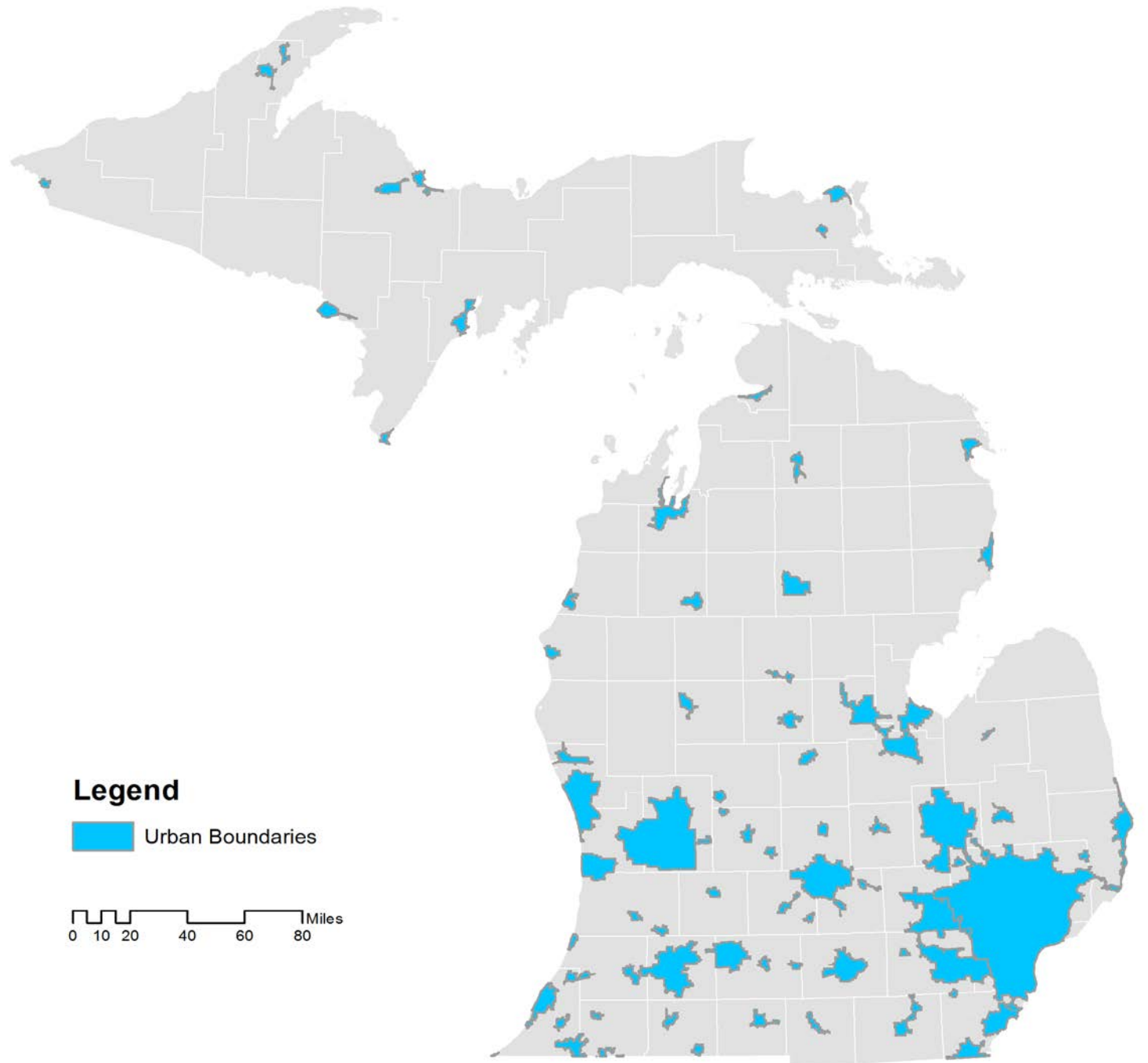


PA 55 of 2016
Signed
March 29



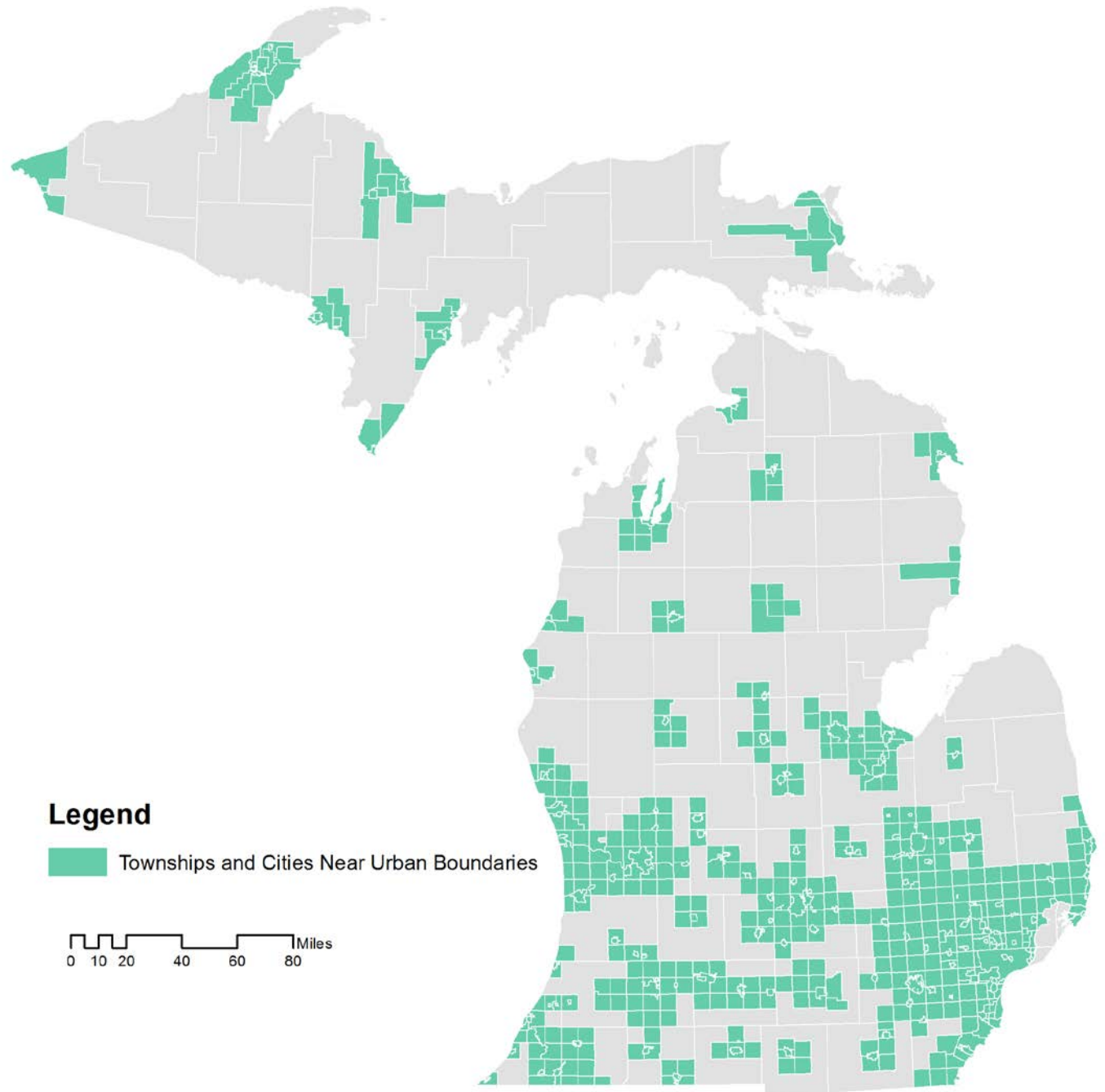
Convenient Access

HIGH DENSITY:
Urbanized areas and
urban clusters by
census block
classification



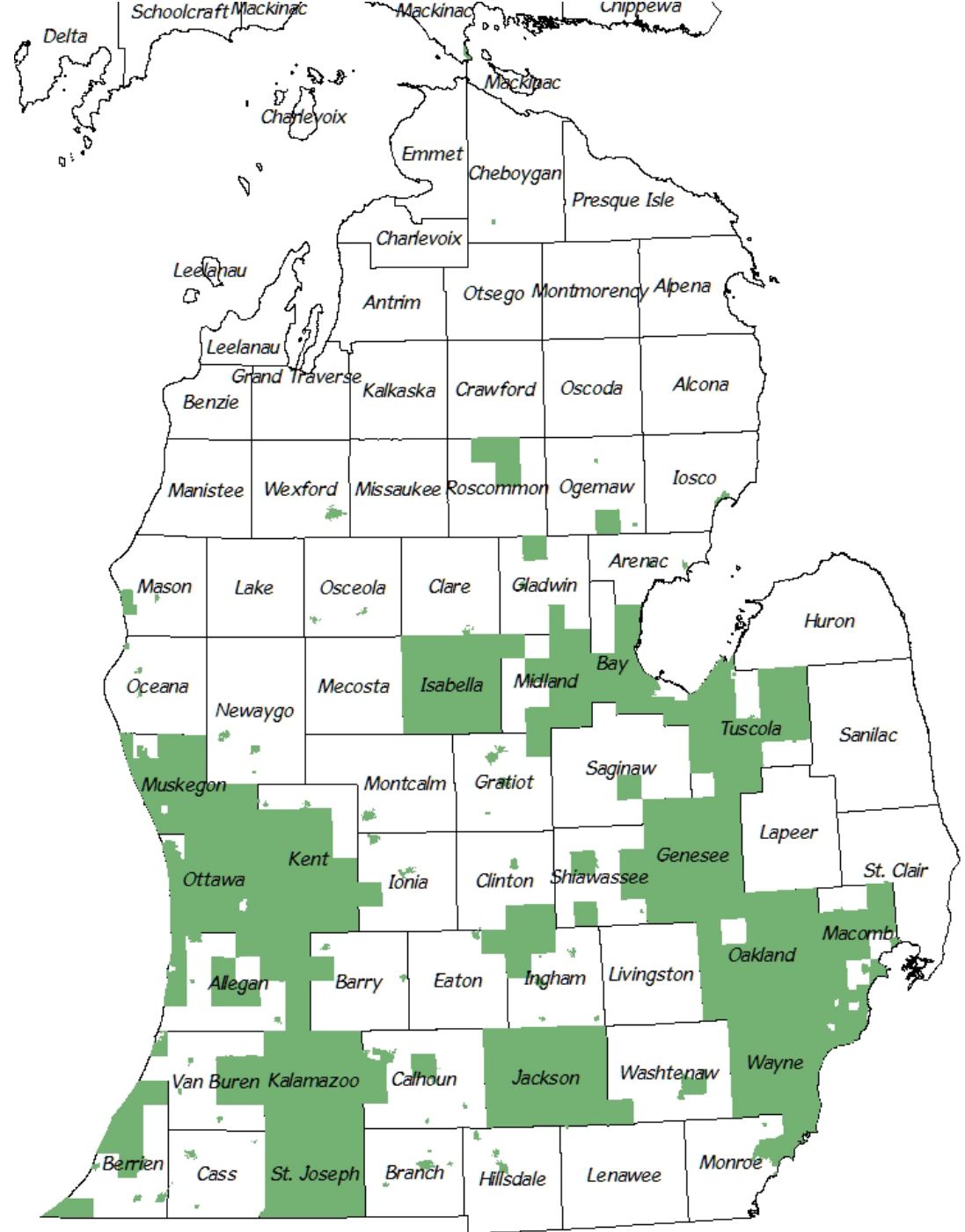
Convenient Access

HIGH DENSITY AND
ADJACENT

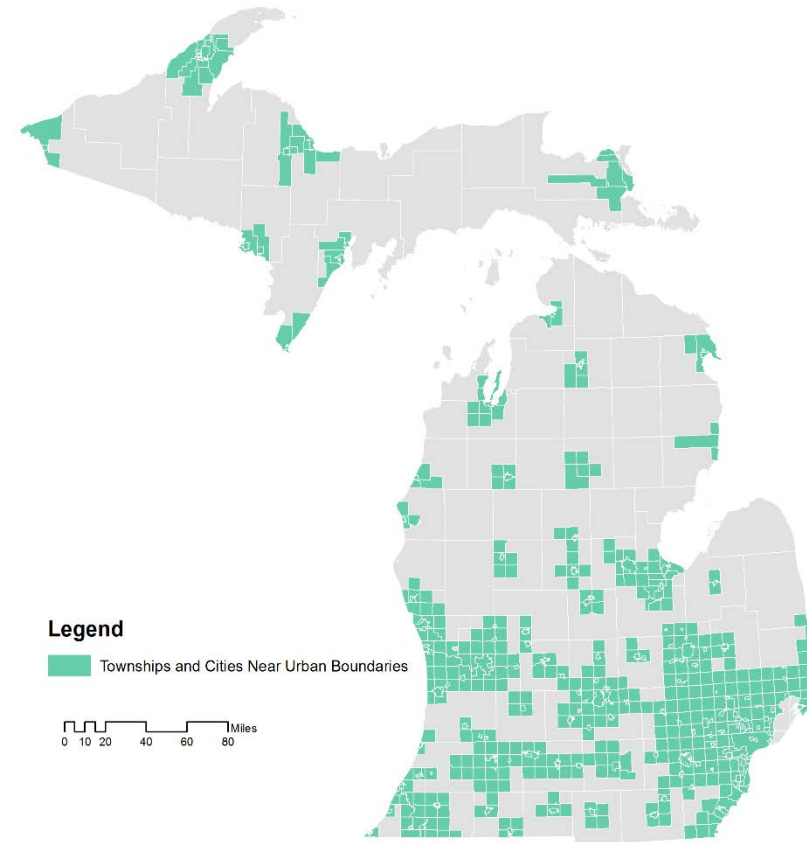
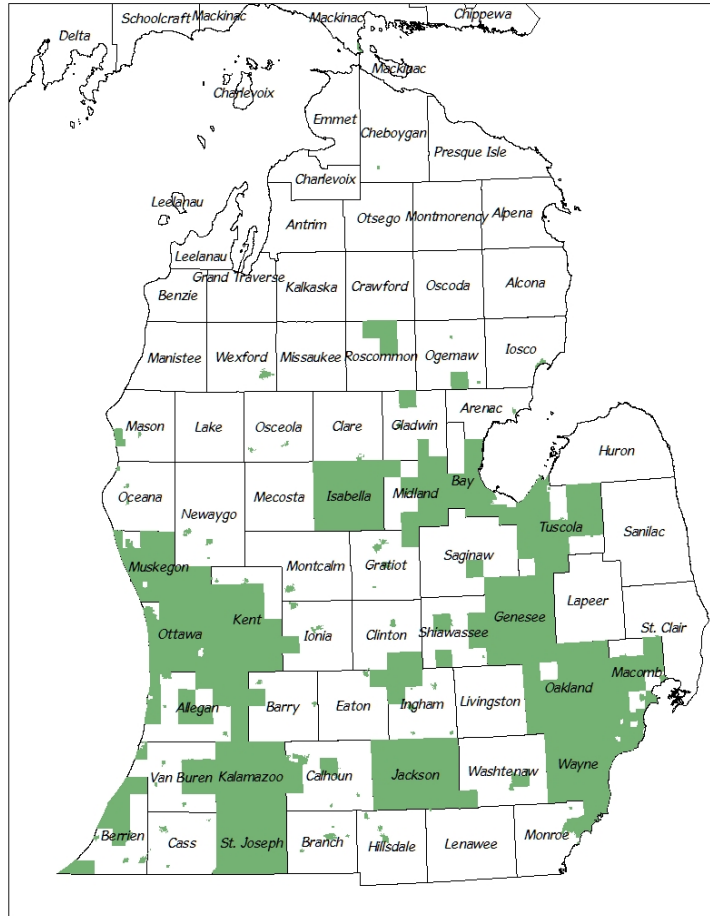


MWRA Member Study

MWRA offers
curbside recycling



Convenient Access Comparison



Access



Population 10,000+	
2013 MDEQ Study	87%
2015 MRC/RRS Study	61%
2015 MWRA Member Study	81%



THANK YOU!

